

## Assessment of General Chemistry I (KIM101 and KIM101E) Courses 2018/2019 Spring Semester

**General Chemistry I (KIM 101 and KIM 101E)** course is designed to emphasize problem solving skills and critical thinking to engineering students as they learn the principals of chemistry and help them to focus into the world of science and engineering.

General Chemistry I courses are given in two languages; Turkish and English:

**KIM 101 Genel Kimya I**, course language Turkish (3 credits)

**KIM 101E General Chemistry I**, course language English (3 credits)

Chemistry Department opens these courses every Fall and Spring semesters with parallel sessions.

Students must attend the session for which they are registered. A minimum of **70% attendance is required**. Periodic attendance checks are taken in class. **A student who is absent for 5 lectures (over 14 lectures) gets VF** (fails without midterm or final exam).

All the students registered in the course, regardless of their course language, take the same midterm and final exam on the same day and at the same time. Grade distributions are done separately for Turkish and English sessions (as KIM101 and KIM101E) and all students are considered in the same grade distribution based on their course language. Students take a *multiple-choice test exam* as midterm and final exam about their general knowledge in chemistry. Exam papers are standardized so that the grade entry may be done using an optic reader. This offers the advantage of speed and lessens errors. The grades are recorded and are posted on the website ([www.kimyahavuz.itu.edu.tr](http://www.kimyahavuz.itu.edu.tr)) and students are able to check their optic exam-answer sheets from there, as well. Additionally, syllabuses, needed documents, exam locations and announcements for the courses are given through the same website. Instructors can access information about their students and course statistics through the site <https://otm.kimya.itu.edu.tr/o/>.

The grading scheme for the exams is: **Midterm I 25 %, Midterm II 25 %, Final exam 50%**.

Each semester **an exam committee** is appointed to KIM 101 and KIM 101E courses from Department members who teach General Chemistry courses. The Committee assists with determining the exam content, writing new exam questions and editing exam questions to ensure that the exams are of the highest quality.

Each semester **a course coordinator** is also appointed to KIM 101 and KIM 101E courses. Course coordinator is responsible for planning and coordinating the delivery of the Course and for ensuring an appropriate assessment with the Head of the Department, who has the final responsibility. The coordinator is also responsible of organizing and grading the exam papers. At the beginning of each semester, a meeting for all KIM 101 and KIM 101E instructors is arranged by the course coordinator. Important points (related with the syllabus, the attendance to the courses, the use of legal website of the textbook (<http://cwx.prenhall.com/petrucci>), etc.) are considered and are given to the attention of the instructors. Discussions on these points help General Chemistry Course Instructors for useful and reasonable ideas for the next semester.

For student queries, the course instructors allocate a 2-hour “office- hour” period. This is announced in the lectures and is indicated on a weekly course schedule hung on instructor’s office door.

This semester, a total of **1719 students (KIM 101 – 730 students and KIM 101E – 989 students)** from various departments took the course in **35 parallel sessions**.

In Table 1, the average grades for midterm and final exams of KIM 101 and KIM 101E courses are given and compared. (KIM 101 and KIM 101E ; 2018/2019 Spring Semester.)

**Table 1.** 2018/2019 Spring– Averages of KIM 101 and KIM 101E Courses (points are over 100)

	Midterm I	Midterm II	Final exam	General Average
<b>KIM 101</b>	55.6	48.40	42.85	47.43
<b>KIM 101E</b>	57.25	47.25	44.35	48.30

Table 2 and Table 3, shows the averages of the grades for KIM 101 and KIM 101E courses for the previous semesters.

**Table 2.** Averages for **KIM 101** sessions (2014/15 Fall-2018/19 Spring )- (points are given over 100)

	Midterm		Final exam	General Averages
<b>2014/2015 Fall*</b>	55.8		48.6	51.48
<b>2014/2015 Spring*</b>	54.95		50.44	52.25
<b>2015/2016 Fall*</b>	60.00		42.76	49.66
<b>2015/2016 Spring*</b>	53.64		46.4	49.3
<b>2016/2017 Fall*</b>	44.76		39.84	41.81
<b>2016/2017 Spring*</b>	48.20		50.44	49.54
<b>2017/2018 Fall*</b>	61		49.8	54.28
	Midterm I	Midterm II		
<b>2017/2018 Spring*</b>	59.1	42.5	39.55	45.18
<b>2018/2019 Fall*</b>	63.2	52.55	46.65	52.26
<b>2018/2019 Spring*</b>	<b>55.6</b>	<b>48.40</b>	<b>42.85</b>	<b>47.43</b>

\*multiple choice exam

**Table 3.** Averages for **KIM 101E** sessions (2014/15 Fall-2018/19 Spring)- (points are given over 100)

	Midterm		Final exam	General Averages
<b>2014/2015 Fall*</b>	48.12		42	44.45
<b>2014/2015 Spring*</b>	55.4		49.24	51.7
<b>2015/2016 Fall*</b>	52.68		36.16	42.77
<b>2015/2016 Spring*</b>	53.28		44.6	48.07
<b>2016/2017 Fall*</b>	37.6		34.8	35.92
<b>2016/2017 Spring*</b>	48.56		47.16	47.72
<b>2017/2018 Fall*</b>	52.29		43.6	47.08
	Midterm I	Midterm II		
<b>2017/2018 Spring*</b>	59.9	41.65	41.15	45.96
<b>2018/2019 Fall*</b>	59.8	49.55	43.70	49.19
<b>2018/2019 Spring*</b>	<b>57.25</b>	<b>47.25</b>	<b>44.35</b>	<b>48.30</b>

\*multiple choice exam

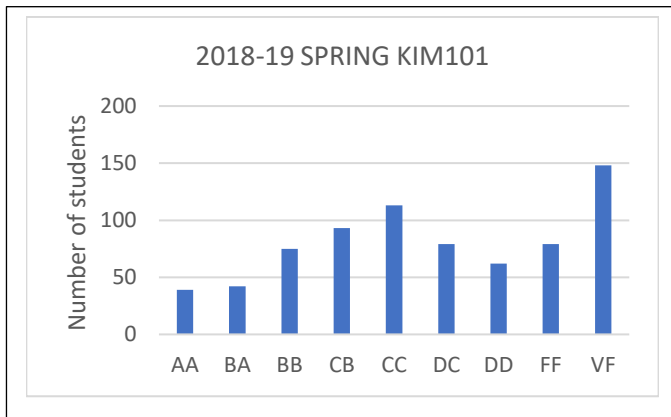
As can be noticed from the given Tables, unlike the previous semesters, there is no significant difference in grade averages between English and Turkish courses, which might be due to the good language skills of the registered students. Generally, students have difficulties in following the English courses and understanding the questions asked in the exams. This problem seems to be encountered almost in all English courses (especially for the first year students) and has to be solved university-wide.

The number of KIM 101 (Turkish session) students who passed the course (including DC and DD) were **503** over **730** which is **68.90** % of the total students. The number of failed students having FF and VF (without midterm or final exam) grades are **227** which is **31.09** % of the total students.

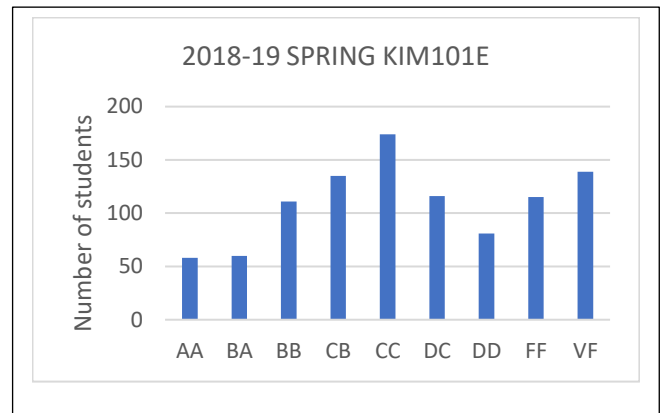
The number of KIM 101E (English session) students who passed the course (including DC and DD) were **735** over **989** which is **74.31** % of the total students. Fail (FF) and fail without midterm (VF) grades are **254** over **989**, which is **25.68**

% of the total students.

**Figure 1** and **Figure 2** shows the percentages of each grade for KIM101 and KIM101E for 2018-2019 Spring Semester.



**Fig.1** Percentage-grade graph for KIM101



**Fig.2** Percentage-grade graph for KIM101E

**Table 4** and **Table 5** includes the grade distributions, the number of students and percentages for each grade for KIM 101 and KIM 101E sessions for 2018-2019 Spring Semester.

**Table 4.** Grade distributions, number of students and percentages for each grade for **KIM 101** sessions

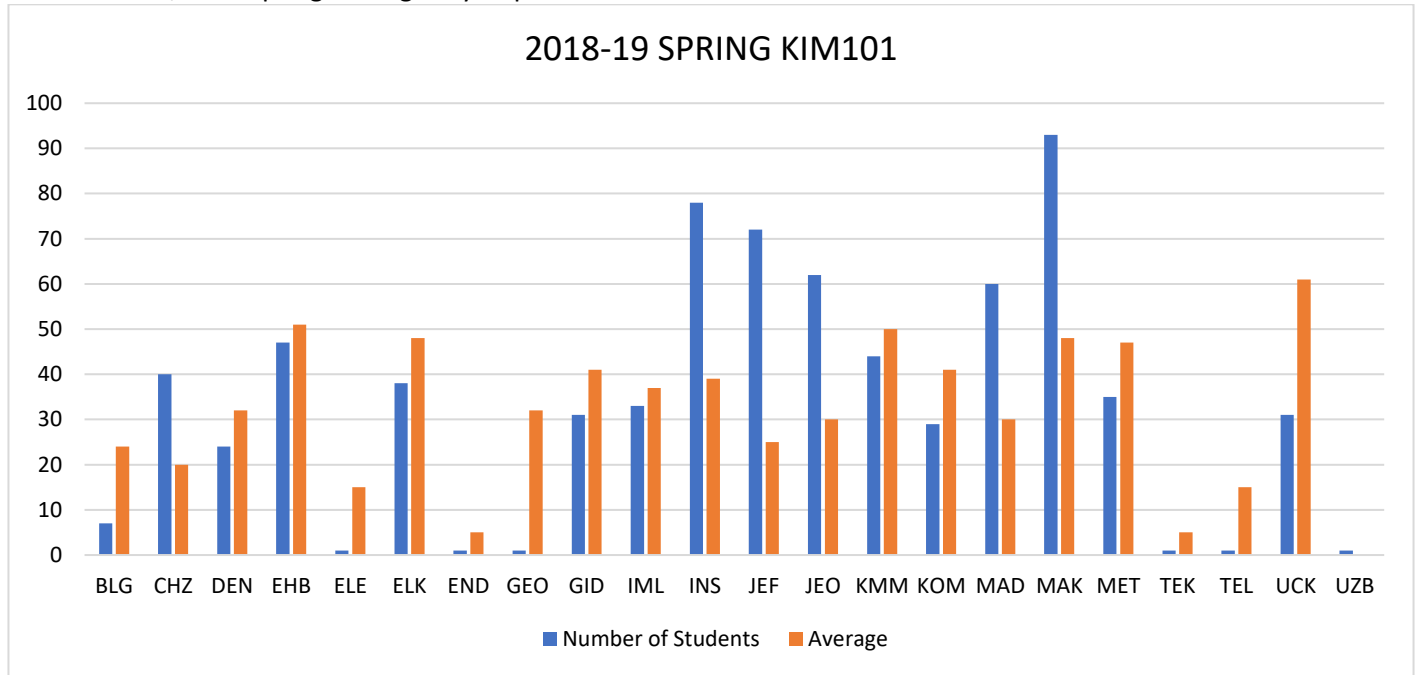
Letter grade	Grade	Number of students	Percentage (%)
AA	Excellent	39	5.34
BA	Good-excellent	42	5.75
BB	Good	75	10.27
CB	Good-satisfactory	93	12.74
CC	satisfactory	113	15.48
DC	Satisfactory-low pass	79	10.82
DD	Low pass	62	8.49
FF	Fail	79	10.82
VF	Fail without midterm	148	20.27

**Table 5.** Grade distributions, number of students and percentages for each grade **KIM 101E** sessions

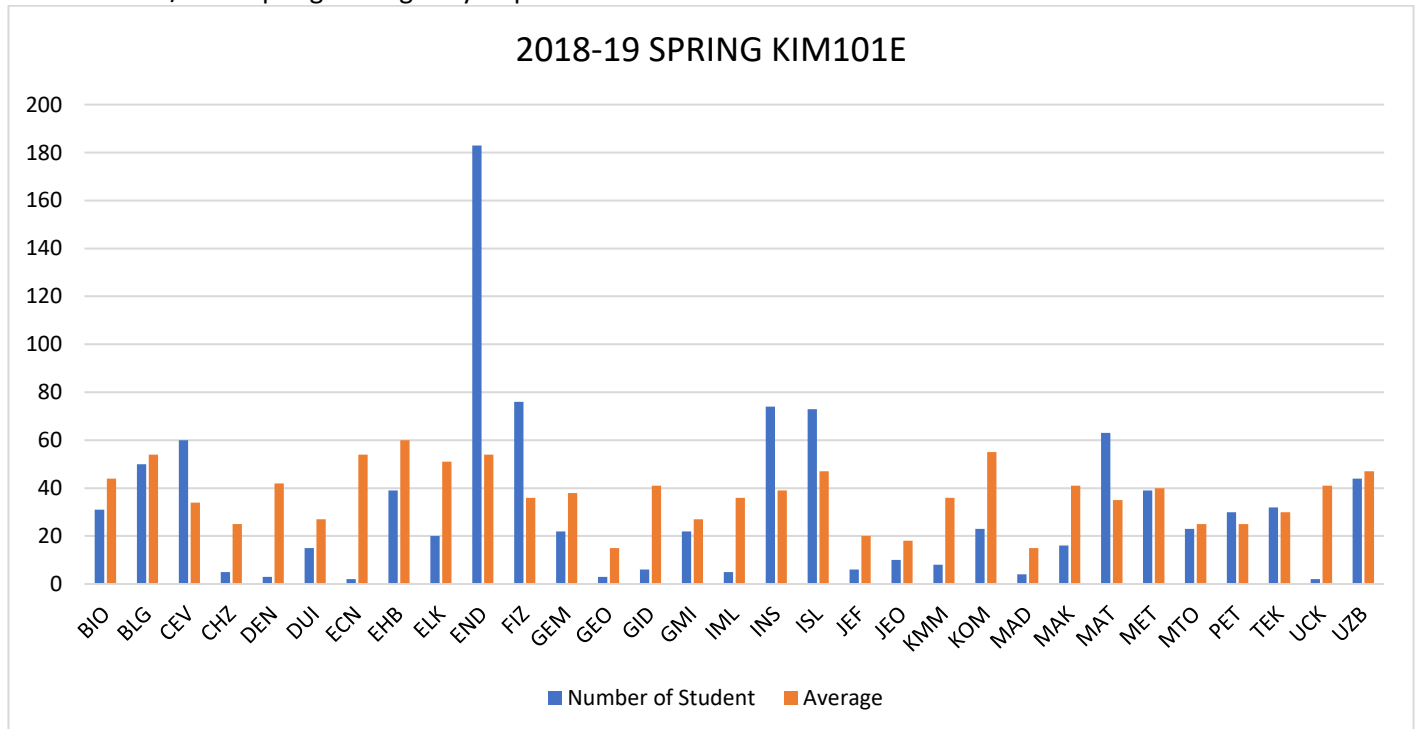
Letter grade	Grade	Number of students	Percentage (%)
AA	Excellent	58	5.86
BA	Good-excellent	60	6.07
BB	Good	111	11.22
CB	Good-satisfactory	135	13.65
CC	satisfactory	174	17.59
DC	Satisfactory-low pass	116	11.73
DD	Low pass	81	8.19
FF	Fail	115	11.63
VF	Fail without midterm	139	14.05

In the following **Table 6 and 7**, 2018/2019 Spring semester student numbers and averages related to each department for KIM 101 and KIM 101E sessions are given, respectively.

**Table 6.** 2018/2019 Spring Averages by Departments for KIM 101 sessions



**Table 7.** 2018/2019 Spring Averages by Departments for KIM 101E sessions



Undergraduate program codes can be reached from the website: <https://www.sis.itu.edu.tr/EN/about-sis/undergraduate-program-codes.php>

The highest averages are from UCK (Aeronautical Engineering), EHB (Electronics and Communication Engineering) and KMM (Chemical Engineering) for KIM101 and are from EHB (Electronics and Communication Engineering) for KIM101E.

Additional paperwork can be checked from “**2018/2019 Spring Semester Folder**” in the ABET office located in Chemistry Department. Outcomes, histograms, syllabus and all other related documents of the courses can also be found in the same folder. There are also an access related with the course statistics (Outcomes, histograms, syllabus, etc.) through the website <https://otm.kimya.itu.edu.tr/o/>.

**ITU, Faculty of Science, Department of Chemistry**

**July 2019**

**ABET Committee**